

BIO MEDICAL WASTE DAILY GENERATION RECORD

Reference SOP No. & Title: 07-51 & Handling of Bio Medical Waste

Date	Generated Quantity (Kg's)				Total Quantity (Kg's)	Method of Storage	Received by
	Yellow	Red	Blue	White			
05/01/26	Nil	Nil	Nil	Nil	Nil	Nil	Nil
05/02/2026	Nil	Nil	Nil	Nil	Nil	Nil	Nil
05/03/26	Nil	Nil	Nil	Nil	Nil	Nil	Nil
05/04/26	480.8	20.6	6.3	4.9	512.6	Yellow/red Non chlorinated bags	<u>SRB</u> 05/04/2026
05/05/26	201.6	5.6	1.9	2.3	211.4	Yellow/red Non chlorinated bags	<u>SRB</u> 05/05/2026
05/06/26	193.8	13.1	3.5	2.1	212.5	Yellow/red Non chlorinated bags	<u>SRB</u> 05/06/2026
05/07/26	199.3	8.7	1.1	2.6	211.7	Yellow/red Non chlorinated bags	<u>SRB</u> 05/07/2026
05/08/26	177.6	7.7	3.1	1.3	189.7	Yellow/red Non chlorinated bags	<u>SRB</u> 05/08/2026
05/09/26	Nil	Nil	Nil	Nil	Nil	Nil	Nil
05/10/26	Nil	Nil	Nil	Nil	Nil	Nil	Nil
05/11/26	450.8	23.4	7.2	6.8	488.2	Yellow/red Non chlorinated bags	<u>SRB</u> 05/11/2026

BIO MEDICAL WASTE DAILY GENERATION RECORD

Reference SOP No. & Title: 07-51 & Handling of Bio Medical Waste

Date	Generated Quantity (Kg's)				Total Quantity (Kg's)	Method of Storage	Received by
	Yellow	Red	Blue	White			
05/12/26	196.2	6.7	5.3	4.9	213.1	Yellow/red Non chlorinated bags	<u>SFB</u> 05/12/2026
05/13/26	214.5	12.9	2.8	2.4	232.6	Yellow/red Non chlorinated bags	<u>SFB</u> 05/13/2026
05/14/26	200.7	7.2	2.2	3.4	213.5	Yellow/red Non chlorinated bags	<u>SFB</u> 05/14/2026
05/15/26	196.2	10.1	2.6	2.7	211.6	Yellow/red Non chlorinated bags	<u>SFB</u> 05/15/2026
05/16/26	Nil	Nil	Nil	Nil	Nil	Nil	Nil
05/17/26	Nil	Nil	Nil	Nil	Nil	Nil	Nil
05/18/26	440.3	21.3	7.7	6.9	476.2	Yellow/red Non chlorinated bags	<u>SFB</u> 05/18/2026
05/19/26	220.5	9.4	4.9	1.7	236.5	Yellow/red Non chlorinated bags	<u>SFB</u> 05/19/2026
05/20/26	170.1	8.3	1.9	3.1	183.4	Yellow/red Non chlorinated bags	<u>SFB</u> 05/20/26
05/21/26	190.7	9.2	4.2	3.2	207.3	Yellow/red Non chlorinated bags	<u>SFB</u> 05/21/26
05/22/26	180.1	6.2	3.1	1.9	191.3	Yellow/red Non chlorinated bags	<u>SFB</u> 05/22/2026







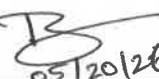



BIO MEDICAL WASTE DAILY GENERATION RECORD

Reference SOP No. & Title: 07-51 & Handling of Bio Medical Waste

Date	Generated Quantity (Kg's)				Total Quantity (Kg's)	Method of Storage	Received by
	Yellow	Red	Blue	White			
05/23/26	Nil	Nil	Nil	Nil	Nil	Nil	Nil
05/24/26	Nil	Nil	Nil	Nil	Nil	Nil	Nil
05/25/26	470.9	28.6	10.3	7.9	517.7	Yellow/red Non chlorinated bags	<u>SB</u> 05/25/2026
05/26/26	230.5	11.4	7.6	6.2	255.7	Yellow/red Non chlorinated bags	<u>SB</u> 05/26/2026
05/27/26	220.3	15.5	7.2	5.4	248.4	Yellow/red Non chlorinated bags	<u>SB</u> 05/27/2026
05/28/26	256.8	11.7	6.8	3.4	278.7	Yellow/red Non chlorinated bags	<u>SB</u> 05/28/2026
05/29/26	232.9	12.1	6.1	7.5	258.6	Yellow/red Non chlorinated bags	<u>SB</u> 05/29/2026
05/30/26	Nil	Nil	Nil	Nil	Nil	Nil	Nil
05/31/26	Nil	Nil	Nil	Nil	Nil	Nil	Nil
Total -	5124.6	249.7	95.8	80.6	5550.7	Kg's	-
-	-	-	-	-	-	-	<u>SB</u> 06/01/2026

BIO MEDICAL WASTE DISPOSAL DETAILS

Reference SOP No. & Title: 07-51 & Handling of Bio Medical Waste

Date	Category of waste				Total Qty (Kgs)	Vehicle Number	Sent By (Sign & Date)	Received By (Sign & Date)
	Yellow (Kgs)	Red (Kgs)	Blue (Kgs)	White (Kgs)				
05/04/26	480.8	20.6	6.3	4.9	512.6	TS 09U 1735	 05/04/26	Malleesh
05/06/26	395.4	18.7	5.4	4.4	423.9	TS 09UA 3229	 05/06/26	Saij
05/08/26	376.9	16.4	4.2	3.9	401.4	TS 09 UC 2908	 05/08/26	Praaveen
05/11/26	450.8	23.4	7.2	6.8	488.2	TS 09 UC 2908	 05/11/26	Rajesh
05/13/26	410.7	19.6	8.1	7.3	445.7	TS 06UA 8352	 05/13/26	Malleesh
05/15/26	396.9	17.3	4.8	6.1	425.1	TS 09 UC 2908	 05/15/26	Jaipal
05/18/2026	440.3	21.3	7.7	6.9	476.2	TS 09 UC 2908	 05/18/2026	Saij
05/20/26	390.6	17.7	6.8	4.8	419.9	TS 06 UA 8352	 05/20/26	Devendar
05/22/26	370.8	15.4	7.3	5.1	398.6	TS 09 UC 2908	 05/22/26	Saij
05/25/26	470.9	28.6	10.3	7.9	517.7	TS 06UA 8352	 05/25/26	Malleesh
05/27/26	450.8	26.9	14.8	11.6	504.1	TS 09 UC 2908	 05/27/26	Jaipal

